



# HOLDEN LANE PRIMARY SCHOOL

## Pupil Premium Expenditure Report 2019 to 2020

|                            |              |
|----------------------------|--------------|
| Holden Lane Primary School |              |
| Headteacher's Name         | Clare Thomas |
| School URN                 | 124021       |

### Report Context and Introduction

The percentage of pupils for whom English is an additional language is above the national average and at least half of these are at an early stage of learning English when they join.


The proportion of pupils supported through school action is in line with the national average and those supported through school action plus or with a statement of special educational needs is above the national average.

There is a well-above average proportion of pupils known to be eligible for pupil premium.

As with every child in our care, a child who is deemed to be “socially disadvantaged” is valued, respected and encouraged so they achieve their best. The targeted and strategic use of Pupil Premium will help us to ensure every pupil, regardless of their background, reaches their full potential.

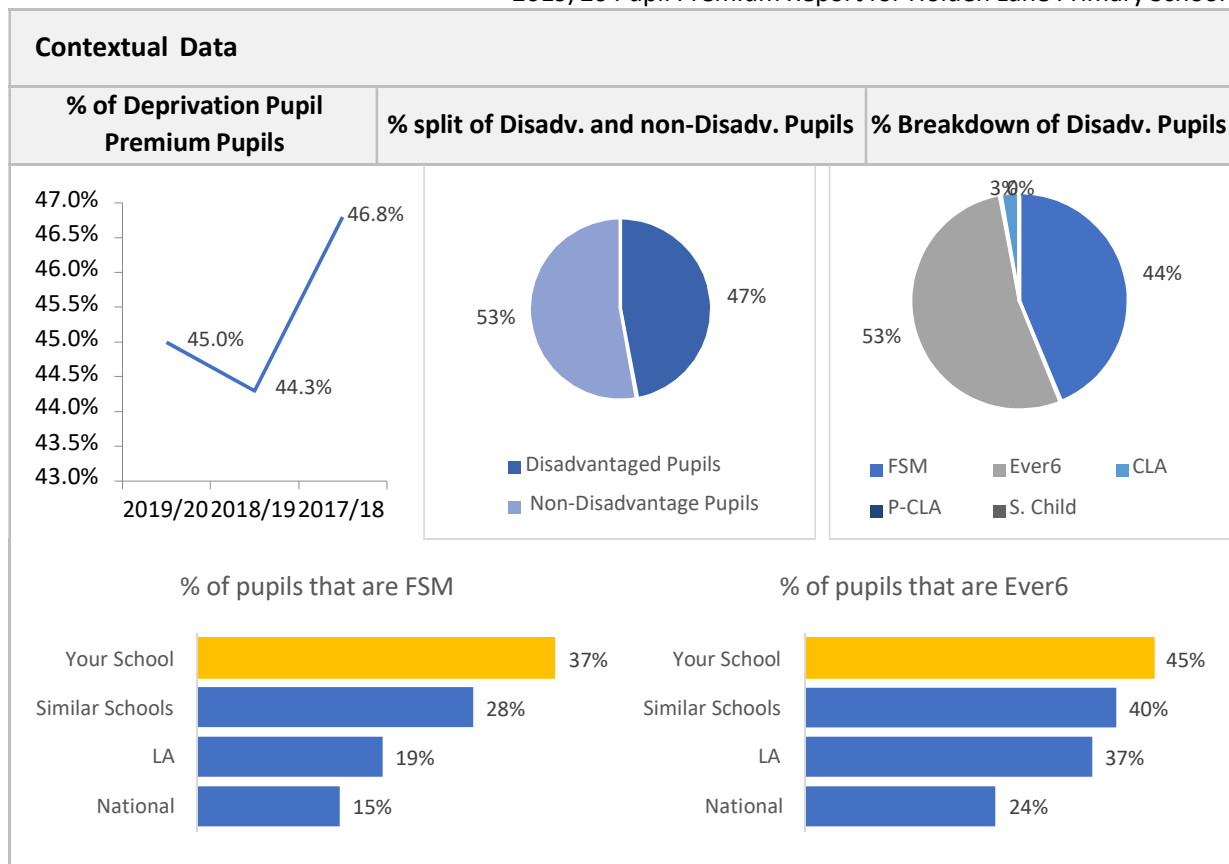
## 2019/20 Pupil Premium Report for Holden Lane Primary School

| 2019/20 Key Information                              |                       |                |  |                  |            |
|--|-----------------------|----------------|--|------------------|------------|
| Pupil Premium Coordinator                            | Yvonne Pellington     |                | Date of last Pupil Premium Review          |                  |            |
| Pupil Premium Link Governor                          | Joanne Powell Beckett |                | Date of next Pupil Premium Strategy Review |                  |            |
| Is the Pupil Premium Statement on the School Website |                       | Yes            | Date of when the website was last updated  |                  |            |
| Pupil Premium Summary                                |                       | Current Pupils |  | Funding based on | Difference |
| Number of Ever6 Pupils                               |                       | 94             |  | 94               | 0          |
| % of cohort and FSM level                            |                       | 45.0%          | HIGH                                       | 45.0%            | HIGH       |
|  |                       |                |  |                  | 0.0%       |

|  Current Position By Year Group <span style="float: right;">As at 01/02/2020</span> |                |            |              |            |                 |                  |                    |                      |
|--|----------------|------------|--------------|------------|-----------------|------------------|--------------------|----------------------|
|  | Number on Roll | FSM Pupils | Ever6 Pupils | CLA Pupils | Post CLA Pupils | Service Children | Total Disadvantage | Total % Disadvantage |
| Year R   | 24             | 11         | 11           | 1          | 0               | 0                | 12                 | 50.0%                |
| Year 1   | 31             | 9          | 9            | 2          | 0               | 0                | 11                 | 35.5%                |
| Year 2   | 30             | 11         | 12           | 1          | 0               | 0                | 13                 | 43.3%                |
| Year 3   | 25             | 13         | 15           | 1          | 0               | 0                | 16                 | 64.0%                |
| Year 4   | 31             | 11         | 16           | 0          | 0               | 0                | 16                 | 51.6%                |
| Year 5   | 30             | 7          | 9            | 0          | 0               | 0                | 9                  | 30.0%                |
| Year 6   | 29             | 11         | 17           | 0          | 0               | 0                | 17                 | 58.6%                |
| <b>TOTAL</b>   | <b>200</b>     | <b>73</b>  | <b>89</b>    | <b>5</b>   | <b>0</b>        | <b>0</b>         | <b>94</b>          | <b>47.0%</b>         |

**1 Disadv. pupil is equivalent to 0.5%**

## 2019/20 Pupil Premium Report for Holden Lane Primary School

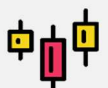


## Pupil Premium Report for Holden Lane Primary School



### Historic Pupil Premium Funding Data (Deprivation element)

| Year    | Pupils eligible for the Pupil Premium | Eligible Pupils as a % of the cohort | Total Funding |
|---------|---------------------------------------|--------------------------------------|---------------|
| 2019/20 | 94                                    | 45.0%                                | £ 125,705.00  |
| 2018/19 | 90                                    | 44.3%                                | £ 118,800.00  |
| 2017/18 | 96                                    | 46.8%                                | £ 126,720.00  |



### 2019/20 and 2018/19 Identified Barriers to Learning

| 2019/20 |               |   | 2018/19 |               |   |
|---------|---------------|---|---------|---------------|---|
| 6       | Internal      | 5 | 6       | Internal      | 5 |
|         | External      | 1 |         | External      | 1 |
|         | Not Specified | 0 |         | Not Specified | 0 |

## 2019/20 Pupil Premium Report for Holden Lane Primary School

### Summary of Barriers to Learning

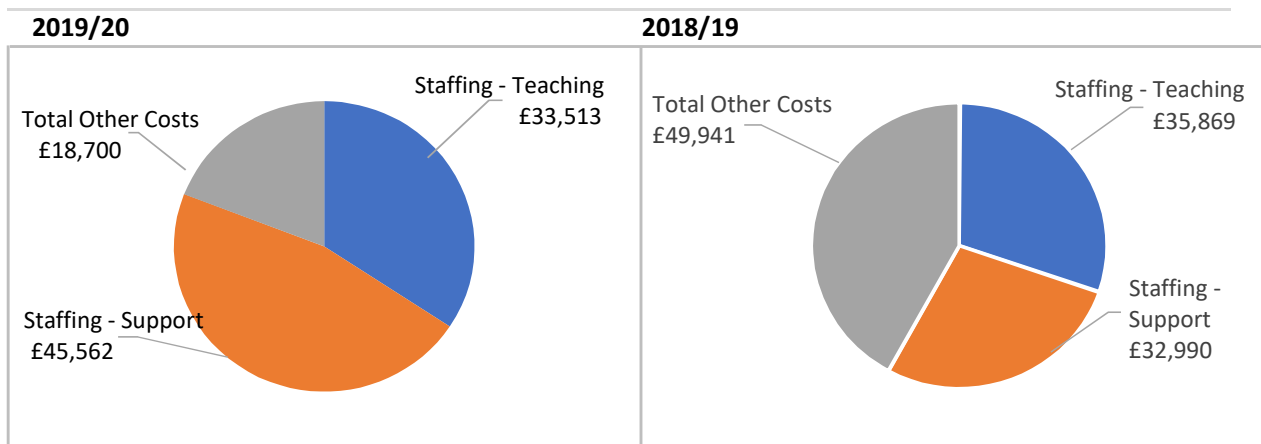
|          |  |
|----------|--|
| <b>A</b> | Attendance                             |
| <b>B</b> | Lack of Aspirations and opportunity    |
| <b>C</b> | Poor language and communication skills |
| <b>D</b> | SEND                                   |
| <b>E</b> | Social, emotional difficulties         |
| <b>F</b> | Parental Engagement                    |



### 2019/20 and 2018/19 Financial Summary (Deprivation Pupil Premium)

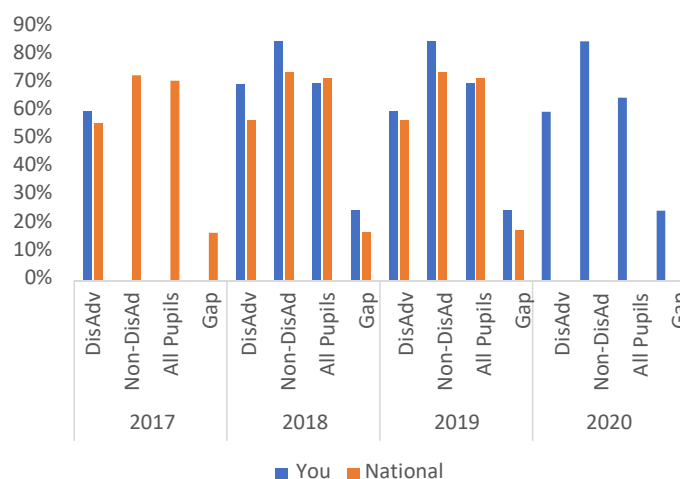
|                                 | 2019/20  | 2018/19  |
|---------------------------------|----------|----------|
| Total Pupil Premium Allocation  | £125,705 | £118,800 |
| Total Pupil Premium Expenditure | £125,705 | £118,800 |
| Surplus / Deficit               | £0       | £0       |

### Spend by Category

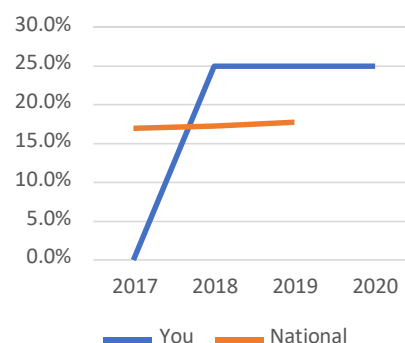


## 2019/20 Pupil Premium Report for Holden Lane Primary School

### EYFS Outcomes Trends, Forecasts and Targets



The gap between disadvantages & non-disadvantaged Pupils

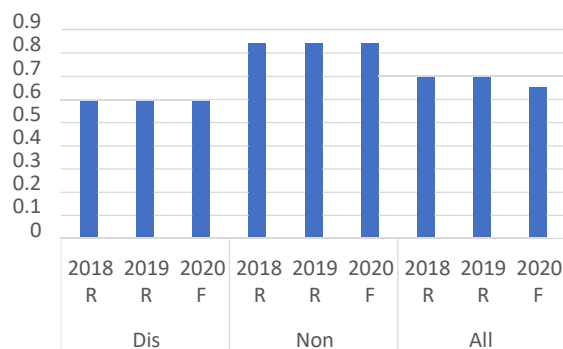


| % of Pupils achieving a good level of development | Disadv. Pupils | Non-Disadv. | Gap | All Pupils |
|---|----------------|-------------|-----|------------|
| 2020 Currently On-Track                           | 60%            | 77%         | 17% | 57%        |
| 2020 Target                                       | 70%            | 87%         | 17% | 70%        |
| 2020 Forecast                                     | 60%            | 85%         | 25% | 65%        |
| 2019 Results                                      | 60%            | 85%         | 25% | 70%        |
| 2018 Results                                      | 60%            | 85%         | 25% | 70%        |
| 2017 Results                                      | 0%             | 0%          | 0%  | 0%         |

| % of Pupils achieving a good level of development - BY GENDER | Disadv. Pupils | Non-Disadv. | Gap |
|---|----------------|-------------|-----|
| 2020 Currently On-Track - BOYS                                | 40%            | 46%         | 6%  |
| 2020 Currently On-Track - GIRLS                               | 60%            | 46%         | 14% |

### Meeting at least expected in all 17 ELGs

|                   | Disadv. Pupils | Non-Dis Pupils | All Pupils |  |
|-------------------|----------------|----------------|------------|--|
| 2020 On-Track     | 60.0%          | 77.0%          | 56.0%      |  |
| 2020 Target       | 70.0%          | 85.0%          | 69.0%      |  |
| 2020 Forecast (F) | 60.0%          | 84.0%          | 65.0%      |  |
| 2019 Results (R)  | 60.0%          | 84.0%          | 69.0%      |  |
| 2018 Results (R)  | 60.0%          | 84.0%          | 69.0%      |  |



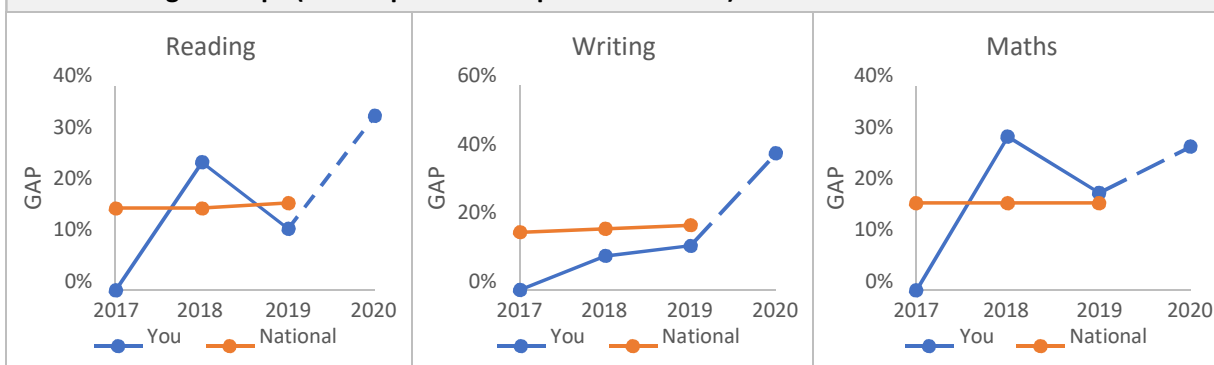
## 2019/20 Pupil Premium Report for Holden Lane Primary School

| KS1 Outcomes trends, forecasts and Targets         |                  | The gap is not expected to narrow between 2019 & 2020 ⚠️ |              |              |               |                 |
|--|------------------|--|--------------|--------------|---------------|-----------------|
|  |                  | The gap is expected to narrow between 2019 & 2020 ✅      |              |              |               |                 |
| Phonics Screening Results                          |                  | 2018 Results   | 2019 Results | 2020 Target  | 2020 On Track | 2020 Forecast   |
| % Meeting the required Standard of Phonic Decoding | Disadvantaged    | 93.0%  | 69.0%        | 69.0%        | 69.0%         | 69.0%           |
|  | NonDisadvantaged | 79.0%  | 82.0%        | 89.0%        | 89.0%         | 89.0%           |
|  | <b>Gap</b>       | <b>14.0%</b>   | <b>13.0%</b> | <b>20.0%</b> | <b>20.0%</b>  | ⚠️ <b>20.0%</b> |

| Key Stage 1 Assessment               |         |                  | 2018 Results | 2019 Results | 2020 Target  | 2020 On Track | 2020 Forecast   |
|--------------------------------------|---------|------------------|--------------|--------------|--------------|---------------|-----------------|
| % of Pupils at the Expected Standard | READING | Disadvantaged    | 60.0%        | 71.0%        | 60.0%        | 60.0%         | 60.0%           |
|                                      |         | NonDisadvantaged | 85.0%        | 83.0%        | 94.0%        | 94.0%         | 94.0%           |
|                                      |         | <b>Gap</b>       | <b>25.0%</b> | <b>12.0%</b> | <b>34.0%</b> | <b>34.0%</b>  | ⚠️ <b>34.0%</b> |
|                                      | WRITING | Disadvantaged    | 60.0%        | 71.0%        | 54.0%        | 54.0%         | 54.0%           |
|                                      |         | NonDisadvantaged | 70.0%        | 58.0%        | 94.0%        | 94.0%         | 94.0%           |
|                                      |         | <b>Gap</b>       | <b>10.0%</b> | <b>13.0%</b> | <b>40.0%</b> | <b>40.0%</b>  | ⚠️ <b>40.0%</b> |
|                                      | MATHS   | Disadvantaged    | 60.0%        | 86.0%        | 54.0%        | 54.0%         | 54.0%           |
|                                      |         | NonDisadvantaged | 90.0%        | 67.0%        | 82.0%        | 82.0%         | 82.0%           |
|                                      |         | <b>Gap</b>       | <b>30.0%</b> | <b>19.0%</b> | <b>28.0%</b> | <b>28.0%</b>  | ⚠️ <b>28.0%</b> |

| Key Stage 1 Assessment - By Gender                     |         |                  | 2018 Results | 2019 Results | 2020 Target  | 2020 On Track | 2020 Forecast   |
|--|---------|------------------|--------------|--------------|--------------|---------------|-----------------|
| % of Disadv. Pupils at the Expected Standard by Gender | READING | Disadvantaged    | 60.0%        | 73.0%        | 70.0%        | 70.0%         | 70.0%           |
|  |         | NonDisadvantaged | 86.0%        | 81.0%        | 93.0%        | 93.0%         | 93.0%           |
|  |         | <b>Gap</b>       | <b>26.0%</b> | <b>8.0%</b>  | <b>23.0%</b> | <b>23.0%</b>  | ⚠️ <b>23.0%</b> |
|  | WRITING | Disadvantaged    | 60.0%        | 73.0%        | 55.0%        | 55.0%         | 55.0%           |
|  |         | NonDisadvantaged | 64.0%        | 50.0%        | 93.0%        | 93.0%         | 93.0%           |
|  |         | <b>Gap</b>       | <b>4.0%</b>  | <b>23.0%</b> | <b>38.0%</b> | <b>38.0%</b>  | ⚠️ <b>38.0%</b> |
|  | MATHS   | Disadvantaged    | 60.0%        | 89.0%        | 55.0%        | 55.0%         | 55.0%           |
|  |         | NonDisadvantaged | 85.0%        | 62.0%        | 85.0%        | 85.0%         | 85.0%           |
|  |         | <b>Gap</b>       | <b>25.0%</b> | <b>27.0%</b> | <b>30.0%</b> | <b>30.0%</b>  | ⚠️ <b>30.0%</b> |

## Are we closing the Gap? (% of Pupils at the Expected Standard)



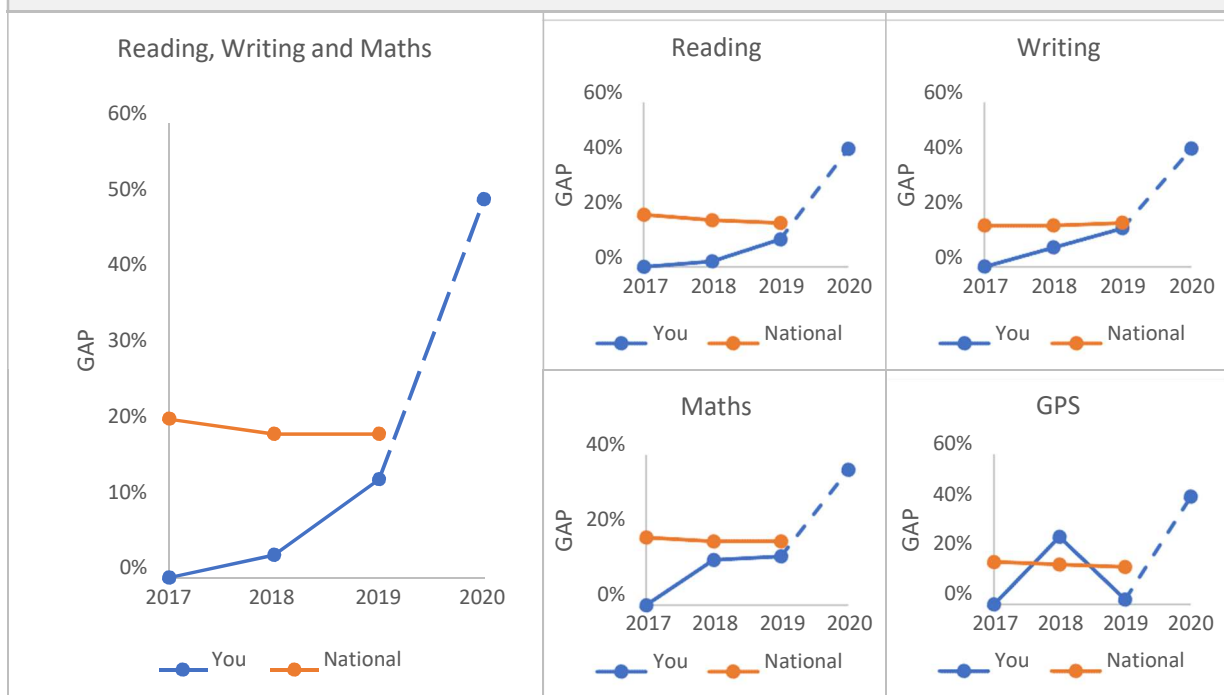
## 2019/20 Pupil Premium Report for Holden Lane Primary School

|  |   |
|--|---|
| KS2 Outcomes Trends, Forecasts and Targets | The gap is not expected to narrow between 2019 & 2020 🚩 |
|  | The gap is expected to narrow between 2019 & 2020 ✅     |

| KS2 - Reading, Writing and Maths           |                   | 2018 Results | 2019 Results | 2020 Target  | 2020 On Track | 2020 Forecast  |
|--|-------------------|--------------|--------------|--------------|---------------|----------------|
| % of Pupils reaching the Expected Standard | Disadvantaged     | 53.0%        | 56.0%        | 50.0%        | 50.0%         | 50.0%          |
|  | Non-Disadvantaged | 50.0%        | 69.0%        | 100.0%       | 100.0%        | 100.0%         |
|  | <b>Gap</b>        | <b>3.0%</b>  | <b>13.0%</b> | <b>50.0%</b> | <b>50.0%</b>  | 🚩 <b>50.0%</b> |

| Key Stage 2 Assessment                     |         |                   | 2018 Results | 2019 Results | 2020 Target  | 2020 On Track | 2020 Forecast  |
|--|---------|-------------------|--------------|--------------|--------------|---------------|----------------|
| % of Pupils reaching the Expected Standard | READING | Disadvantaged     | 65.0%        | 67.0%        | 57.0%        | 57.0%         | 57.0%          |
|  |         | Non-Disadvantaged | 67.0%        | 77.0%        | 100.0%       | 100.0%        | 100.0%         |
|  |         | <b>Gap</b>        | <b>2.0%</b>  | <b>10.0%</b> | <b>43.0%</b> | <b>43.0%</b>  | 🚩 <b>43.0%</b> |
|  | WRITING | Disadvantaged     | 76.0%        | 83.0%        | 57.0%        | 57.0%         | 57.0%          |
|  |         | Non-Disadvantaged | 83.0%        | 69.0%        | 100.0%       | 100.0%        | 100.0%         |
|  |         | <b>Gap</b>        | <b>7.0%</b>  | <b>14.0%</b> | <b>43.0%</b> | <b>43.0%</b>  | 🚩 <b>43.0%</b> |
|  | MATHS   | Disadvantaged     | 71.0%        | 72.0%        | 64.0%        | 64.0%         | 64.0%          |
|  |         | Non-Disadvantaged | 83.0%        | 85.0%        | 100.0%       | 100.0%        | 100.0%         |
|  |         | <b>Gap</b>        | <b>12.0%</b> | <b>13.0%</b> | <b>36.0%</b> | <b>36.0%</b>  | 🚩 <b>36.0%</b> |
|  | GPS     | Disadvantaged     | 65.0%        | 83.0%        | 57.0%        | 57.0%         | 57.0%          |
|  |         | Non-Disadvantaged | 92.0%        | 85.0%        | 100.0%       | 100.0%        | 100.0%         |
|  |         | <b>Gap</b>        | <b>27.0%</b> | <b>2.0%</b>  | <b>43.0%</b> | <b>43.0%</b>  | 🚩 <b>43.0%</b> |

### Are we closing the Gap?



## 2019/20 Key Headlines and Actions

### Head of Pastoral Care and Learning Mentor

The Pastoral Care Team provide highly effective support for pupils and families. Learning Mentor targeted support includes working one to one with children with behavioural, emotional and social needs. Additional support includes nurture groups with interventions to support social skills with sharing, effective communication and building relationships. Meet and greet sessions and small group support are also provided. The Family Links programme is delivered to equip families with skills to reduce barriers to learning. The Head of Pastoral Care has a clear understanding of vulnerable families and their needs and is proactive in providing bespoke care packages and support.

### Breakfast Club

Breakfast Club is provided free of charge. A range of educational activities are provided and City Catering are employed to provide free cereal for all pupils. The Breakfast Club ensures that there is a smooth start to the day and that children have a suitable breakfast.

### Specialist SEND Support

Specialist SEND support is used to provide intervention groups for pupils not making expected progress, including the most vulnerable groups. Booster groups for Year 1, Year 2 and Year 6 pupils are delivered for target PP pupils that require additional intervention. Specialist support is provided for a range of additional needs including pupils with dyslexia.

### Assertive Mentoring

This is used to provide a whole school behaviour reward programme.

### Attendance

EWO sessions ensure weekly monitoring of target pupils with home visits. Half termly attendance celebration assemblies take place and there are a range of rewards and certificates awarded throughout the year.

### Enrichment of Curriculum

Extra curriculum activities including, Fitzy Fox after-school club with activities to support and encourage a healthy lifestyle and confidence. Educational visits and visitors organised termly for each class. Enrichment activities to enable all pupils to participate in active learning opportunities which add depth to the learning, particularly for the most vulnerable.

### School Uniform

School uniform is funded for all new pupils



## Pupil Premium Report for Holden Lane Primary School



### Rates, Abbreviations and Terminology

#### Pupil Premium Rates (Annually per Pupil)

|   |        |
|---|--------|
| Primary School - Reception to Year 6    | £1,320 |
| Children Looked After (CLA)             | £1,900 |
| Service Children - Reception to Year 11 | £300   |

#### Abbreviations / Terminology used in this report

|                |   |
|----------------|---|
| PPG / Non-PPG  | Pupil Premium Grant   |
| Ever6          | Pupils who have been in receipt of Free School Meals at any point in the last 6 years (for the 2017/18 year this goes back to May 2011) |
| EYFS           | Early Years Foundation Stage - Includes Pupils up to and including Reception  |
| FSM            | Free School Meals   |
| KS1            | Key stage 1 - Pupils in Year 1 and Year 2   |
| KS2            | Key stage 2 - Pupils in Year 3 to Year 6  |
| KS4            | Key stage 4 - Pupils in Year 10 and Year 11   |
| Nat. / Nat. Av | National / National Average   |
| NOR            | Number On Roll  |
| RW&M           | Reading, Writing and Maths  |
| SEND           | Special Educational Needs and Disabilities  |
| Disadv.        | Includes Pupils eligible FSM, Ever6 or are LAC  |
| CLA            | Children Looked After   |

Total Funding Allocation £125,705  
 Total Budget Allocation £125,705  
 Total Budget Remaining £0

## Pupil Premium Impact and Spend Detail 2019/20

| Identified Barrier to learning | Internal or External | How we intend to overcome the Barrier   | Our measure of Success  | Lead Person | Budget    | Budget Category    |
|--------------------------------|----------------------|---|---|-------------|-----------|--------------------|
| Attendance                     | Internal             | EWO sessions to ensure weekly monitoring of targeted pupils. Meetings, home visits and late gates implementation.   | Attendance is in line with the LA targets of 96% for the Autumn Term. | SRe         | £4,700.00 | Non Staffing Costs |
| Attendance                     | Internal             | Breakfast Supervisors manage the free daily Breakfast Club provision for approximately Sixty pupils.  | High levels of attendance. Positive feedback from parents and carers. | SRe         | £9,562.00 | Staffing - Support |
| Attendance                     | Internal             | Breakfast Club provision includes a range of planned activities including games and puzzles, reading activities, computer tasks, craft making, homework support and construction. | Activities support learning and team building.                        | SRe         | £1,250.00 | Non Staffing Costs |
| Attendance                     | External             | City Catering provide free cereal for all pupils.   | Pupils are prepared for lesson having eaten breakfast.                | SRe         | £4,500.00 | Non Staffing Costs |

|                                     |          |   |   |     |           |                    |
|-------------------------------------|----------|---|---|-----|-----------|--------------------|
| Attendance                          | Internal | Half termly attendance celebration assemblies with reward and certificates.   | Parent attendance at celebration assemblies is high. Pupils eager to earn awards and wear their badges with pride.                            | SRe | £2,200.00 | Non Staffing Costs |
| Lack of Aspirations                 | Internal | Provision of resources for Fitzy Fox after-school club catering for 60 pupils with activities to support and encourage a healthy lifestyle. Targeted pupils are encouraged to attend. | Pupils gain experience of learning outside the classroom, learn healthy lifestyle options, make new friendship groups and gain in confidence. | SRe | £1,400.00 | Non Staffing Costs |
| Lack of Aspirations                 | Internal | Educational Visits and Visitors organised half termly for each class.   | Gap closing between PP and non PP in terms of access to a wide range of learning experiences.   | SRe | £4,500.00 | Non Staffing Costs |
| Lack of Aspirations and opportunity | Internal | Funding for school uniform equality.  | Great sense of togetherness and pride in the school.  | YP  | £4,200.00 | Non Staffing Costs |

|  |          |  |   |     |            |                     |
|--|----------|--|---|-----|------------|---------------------|
| Lack of Aspirations                    | Internal | Enrichment activities enable all children to participate in active learning opportunities which add depth to the learning, particularly for the most vulnerable. These include subsidising pupils to be able to take part in: archery, bubble football, residential visits, and Anti-bullying. | Gap closing between PP and non PP in terms of access to a wide range of learning experiences.   | SRe | £11,000.00 | Non Staffing Costs  |
| Parental Engagement                    | External | Working with families and external agencies including school counselling, educational psychologists, health professionals with regards to attendance, behaviour management, school progress and SEND.  | Family support is highly effective.   | SRe | £1,750.00  | Non Staffing Costs  |
| Poor language and communication skills | Internal | Family Learning programmes delivered to reduce barriers to learning, including support for parents with EAL.   | Sarah Sansome oversees Speech and Language interventions and provides advice for individual pupils enabling pupils to make progress in their reading and writing. | SRe | £2,500.00  | Non Staffing Costs  |
| Poor language and communication skills | External | Specialist music teacher to deliver lessons to all pupils.   | Confidence building and greater interest in music and performance.  | SRe | £3,800.00  | Staffing - Teaching |

|      |          |  |   |    |            |                     |
|------|----------|--|---|----|------------|---------------------|
| SEND | Internal | Additional learning resources used to support target groups.   | Resources have enhanced interventions at a range of levels assisting pupils to achieve their targets.                               | MC | £1,800.00  | Non Staffing Costs  |
| SEND | Internal | Intervention groups are targeted at pupils not making expected progress, including the most vulnerable pupils, to support with literacy, maths, social and emotional needs and vocabulary. | The Power of Two intervention in maths has allowed pupils to make progress within the intervention and in their overall attainment. | MC | £30,863.00 | Staffing - Teaching |

|      |          |   |  |    |           |                    |
|------|----------|---|--|----|-----------|--------------------|
| SEND | Internal | Booster groups for Year 1, Year 2 and Year 6 pupils that require additional intervention. | Y1: 64% of PP pupils reached the expected standard in Phonics.<br>Y2: Reading 60% compared to 94% non PP. Writing 54% compared to 94% non PP. Maths 54% compared to 82% non PP.<br>Y6: Reading 57% compared to 100% non PP. Writing 57% compared to 100% non PP. Maths 64% compared to 100% non PP. GPS 57% compared to 100% non PP. | MC | £6,500.00 | Staffing - Support |
| SEND | Internal | Quality targeted intervention for phonics.  | Y1: 64% of PP pupils reached the expected standard in Phonics. 1 pupil was disapplied due to no English.   | TB | £4,500.00 | Staffing - Support |

|      |          |  |   |     |            |                    |
|------|----------|--|---|-----|------------|--------------------|
| SEND | Internal | Additional learning resources used to support target groups.   | Resources have enhanced interventions at a range of levels assisting pupils to achieve their targets.                     | MC  | £1,000.00  | Non Staffing Costs |
| SEND | Internal | Pastoral Lead and Learning Mentor targeted support including:<br>Working one to one with children with behavioural, emotional and social needs.<br>Supporting nurture groups with interventions to develop pupil's social skills with sharing, effective communication and building relationships. | Barriers to learning reduced. Internal support provided for vulnerable pupils. Social and emotional programmes delivered. | SRe | £29,680.00 | Staffing - Support |