

2021/22 Pupil Premium Report

Holden Lane Primary School

Headteacher	Clare Thomas
School URN	124021

Report Context and Introduction

2021/22 Key Pupil Premium Information

Pupil Premium Coordinator	Yvonne Pellington	Date of last Pupil Premium Review	10/11/2022			
Pupil Premium Link Governor	Joanne Powell-Beckett	Date of next Pupil Premium Strategy Review	10/11/2023			
Is the website up to date?	Yes	Date of when the website was last updated	12/8/2022			
Pupil Premium Summary		Current Pupils		Number of pupils funding is based on		Difference
Number of Ever6 Pupils		96		96		0
% of cohort and FSM level		41.7%	HIGH	43.4%	HIGH	1.7%

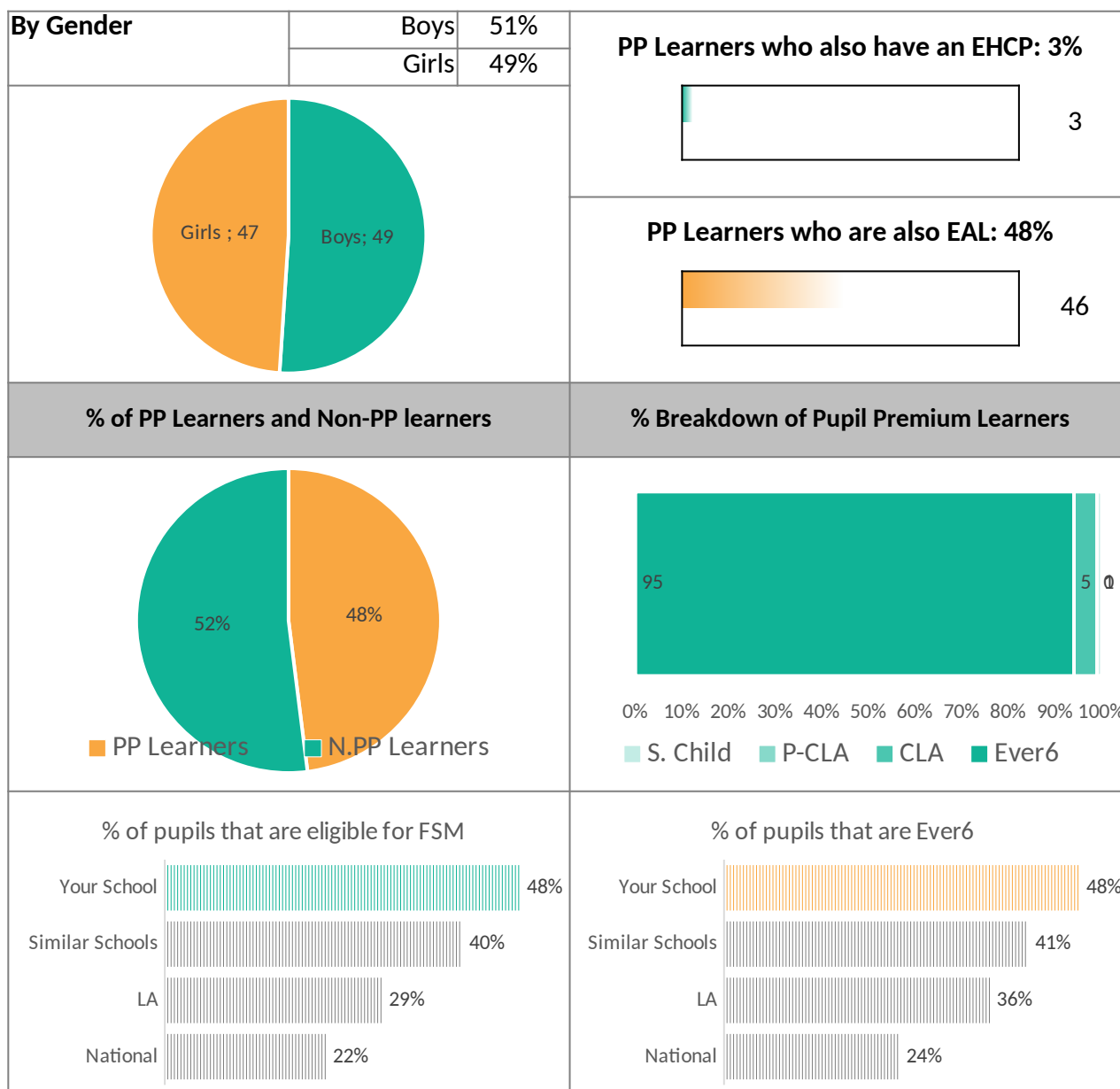
Pupil Premium (PP) Learners By Year Group

	All Pupils	Total Pupils eligible for PP	% of pupils eligible for PP	Breakdown of PP learners				
				FSM Pupils	Ever6 Pupils	CLA Pupils	Post CLA Pupils	Service Children
Year R	23	11	48%	11	11	0	0	0
Year 1	26	12	46%	12	12	2	0	0
Year 2	30	12	40%	12	12	1	0	0
Year 3	30	14	47%	14	14	0	0	0
Year 4	30	20	67%	20	20	2	0	0
Year 5	31	18	58%	17	17	0	0	1
Year 6	30	9	30%	9	9	0	0	0
TOTAL	200	96	48%	95	95	5	0	1

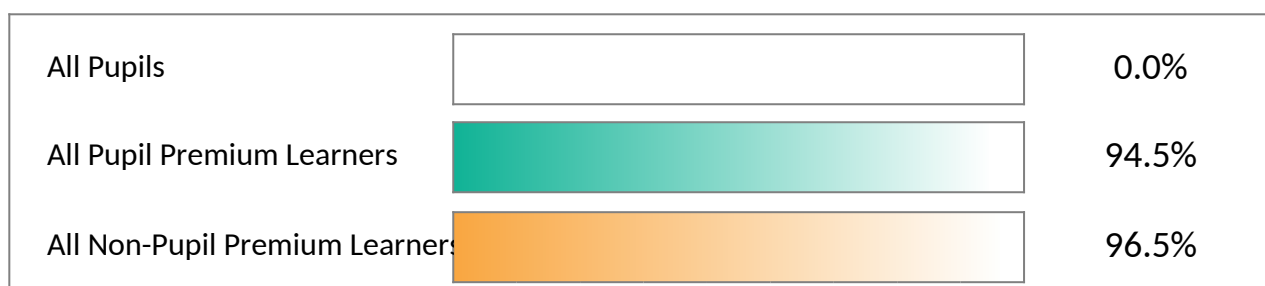
1 Disadv. pupil is equivalent to 0.5%

Pupil Premium Learners By Characteristics

Total Pupils eligible for Pupil Premium: 96



Attendance Data for Pupil Premium Learners



Historic Pupil Premium Data (Deprivation element)

	Number of pupils that were funded for	Eligible Pupils as a % of the cohort	Total Funding
2021/22	96	43.4%	£133,085
2020/21	90	45.0%	£121,050
2019/20	86	41.7%	£113,520

2021/22 and 2020/21 Identified Barriers to Learning

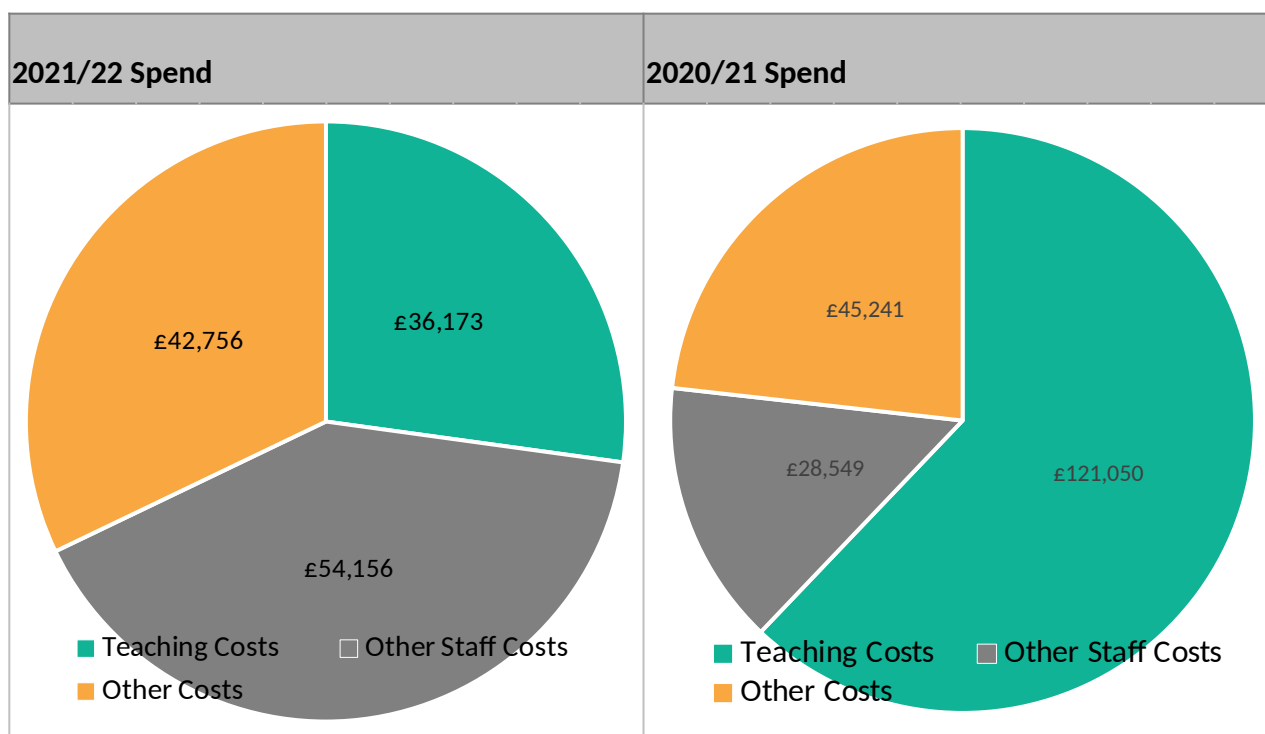
2021/22			2020/21		
6	Internal	0	6	Internal	0
	External	6		External	6

Summary of the Barriers to Learning

A	Attendance
B	Lack of aspirations and opportunity
C	Poor language and communication skills
D	SEND
E	Social, emotional difficulties
F	Parental engagement

2021/22 and 2020/21 Financial Summary

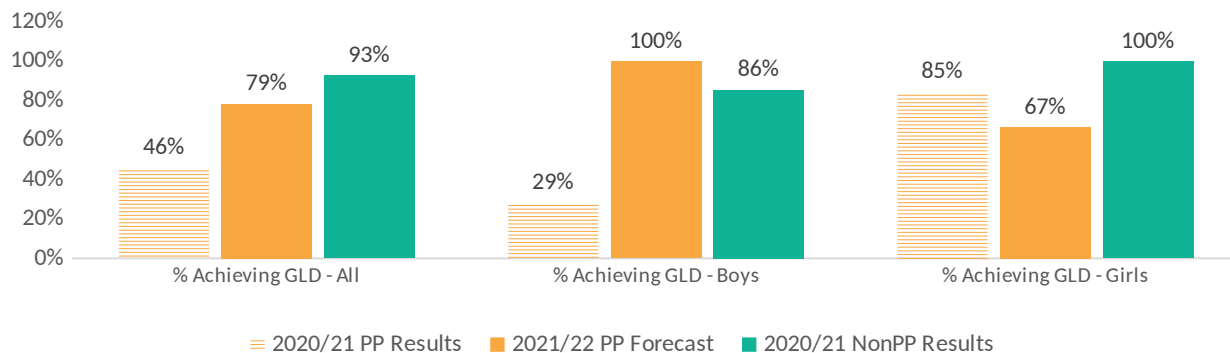
	2021/22	2020/21
Total Pupil Premium Allocation	£133,085	£121,050
Total Pupil Premium Expenditure	£133,085	£121,050
Surplus / Deficit	£0	£0



EYFS Outcomes Trends, Forecasts and Targets

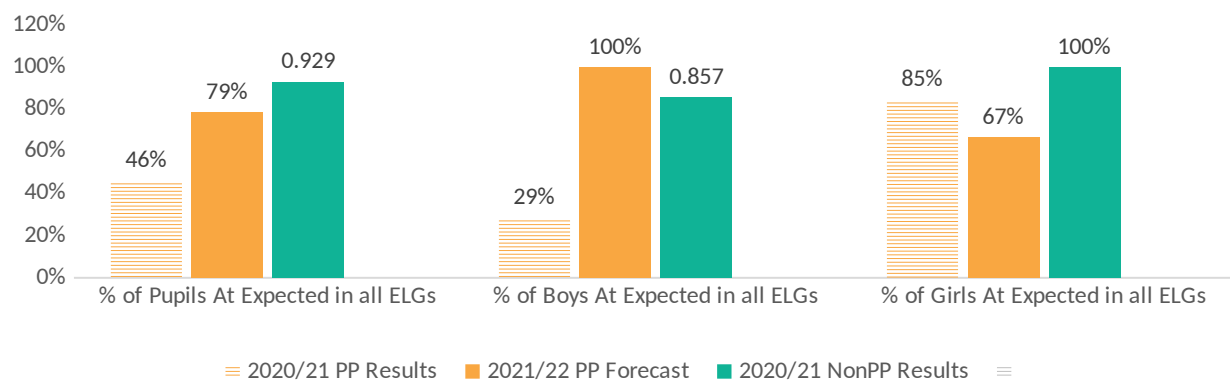
Benchmarking data is the most recent from the DfE compare schools in England website

Pupils Achieving a Good Level of Development (GLD)



Achieving a Good Level of Development (GLD)	Pupils eligible for Pupil Premium (PP) in school		Pupils not eligible for Pupil Premium (PP)
	2021/22 PP Results	2022/23 PP Forecast	2021/22 NonPP Results
% Achieving GLD - All	46.2%	78.6%	92.9%
% Achieving GLD - Boys	28.6%	100.0%	85.7%
% Achieving GLD - Girls	84.6%	66.7%	100.0%

Pupils Meeting Expected In All Early Learning Goals (ELGs)

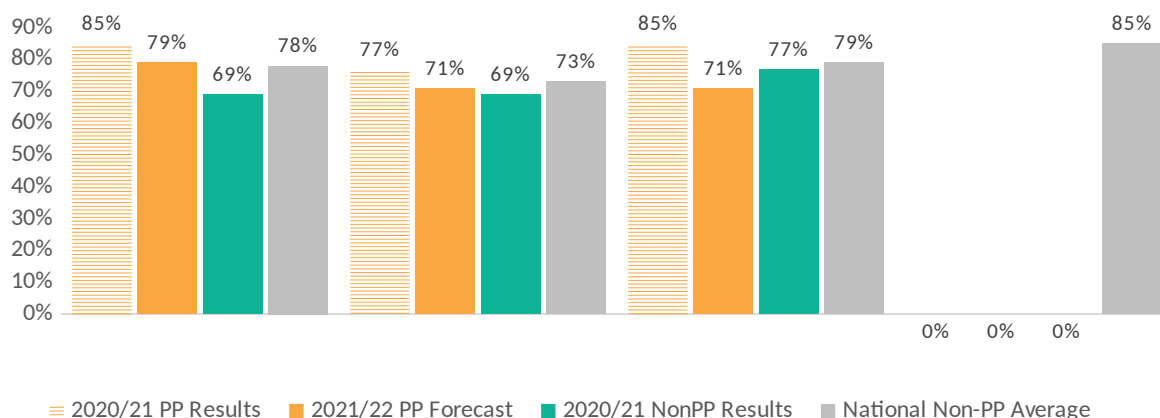


Meeting Expected In All Early Learning Goals (ELG)	Pupils eligible for Pupil Premium (PP) in school		Pupils not eligible for Pupil Premium (PP)
	2021/22 PP Results	2022/23 PP Forecast	2021/22 NonPP Results
% of Pupils At Expected in all ELGs	46.2%	78.6%	92.9%
% of Boys At Expected in all ELGs	28.6%	100.0%	85.7%
% of Girls At Expected in all ELGs	84.6%	66.7%	100.0%

KS1 Outcomes Trends, Forecasts and Targets

Benchmarking data is the most recent from the DfE compare schools in England website

Pupils meeting the Phonics Screening Test by Year 1	Pupils eligible for Pupil Premium (PP) in school		Pupils not eligible for Pupil Premium (PP)	
	2021/22 PP Results	2022/23 PP Forecast	2021/22 NonPP Results	National Non-PP Average
	69.0%	71.0%	62.0%	84.0%
% Of Pupils Achieving The Expected Standard Or Above By Subject	2021/22 PP Results	2022/23 PP Forecast	2021/22 NonPP Results	National Non-PP Average
Reading	85.0%	79.0%	69.0%	78.0%
Writing	77.0%	71.0%	69.0%	73.0%
Maths	85.0%	71.0%	77.0%	79.0%
Science	0.0%	0.0%	0.0%	85.0%



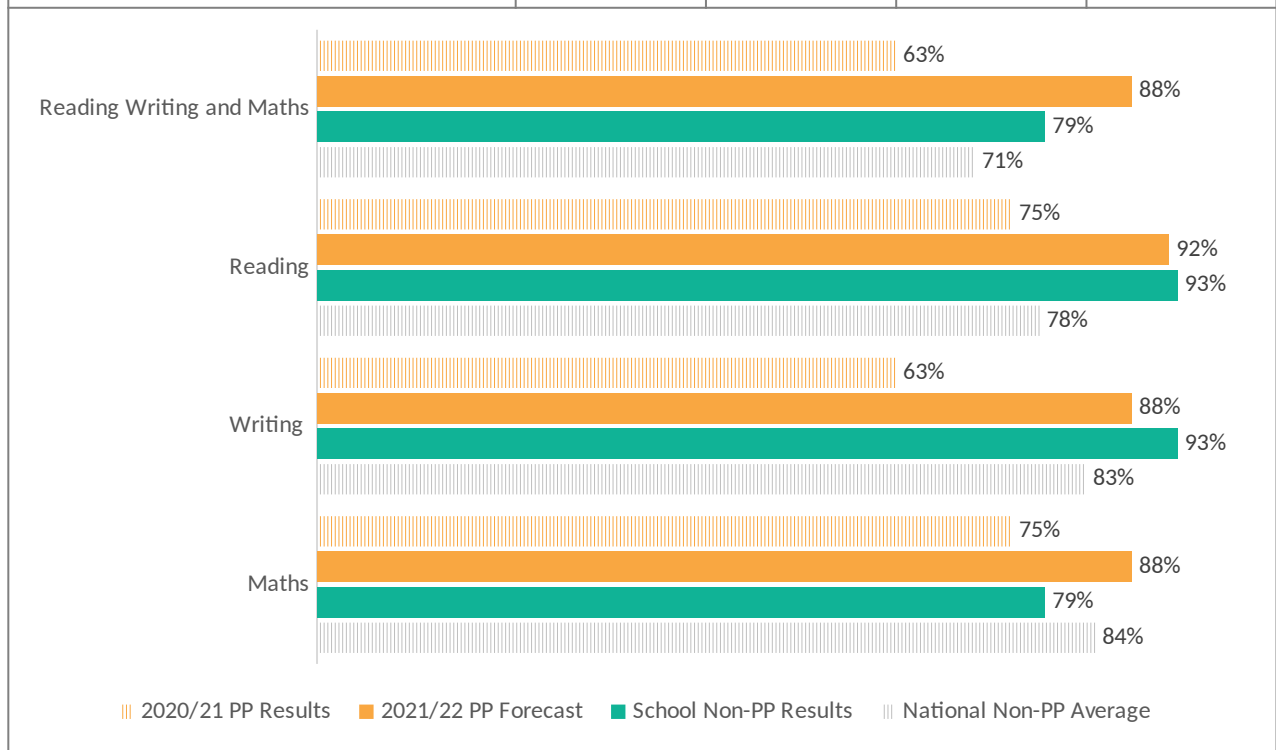
% Achieving Expected Progress by the End of KS1	Pupils eligible for Pupil Premium (PP) in school		Pupils not eligible for Pupil Premium (PP)
	2021/22 PP Results	2022/23 PP Forecast	2021/22 Non-PP Results (School)
Reading	78.0%	75.0%	77.0%
Writing	78.0%	69.0%	69.0%
Maths	78.0%	75.0%	69.0%

N.B. Pupil Premium funding should be used to fund activities that support the narrowing of the attainment gap between those pupils eligible for Pupil Premium funding within their school and pupils who are not nationally.

KS2 Outcomes Trends, Forecasts and Targets

Benchmarking data is the most recent from the DfE compare schools in England website

% Of Pupils Achieving The Expected Standard Or Above By Subject	Pupils eligible for Pupil Premium (PP) in school		Pupils not eligible for Pupil Premium (PP)	
	2021/22 PP Results	2022/23 PP Forecast	School Non-PP Results	National Non-PP Average
Reading Writing and Maths	62.5%	88.0%	78.6%	71.0%
Reading	75.0%	92.0%	92.9%	78.0%
Writing	62.5%	88.0%	92.9%	83.0%
Maths	75.0%	88.0%	78.6%	84.0%



% Achieving Expected Progress by the End of KS1	Pupils eligible for Pupil Premium (PP) in school		Pupils not eligible for Pupil Premium (PP)
	2021/22 PP Results	2022/23 PP Forecast	2021/22 Non-PP Results (School)
Reading	83.0%	100.0%	92.0%
Writing	89.0%	95.0%	83.0%
Maths	89.0%	95.0%	83.0%

N.B. Pupil Premium funding should be used to fund activities that support the narrowing of the attainment gap between those pupils eligible for Pupil Premium funding within their school and pupils who are not nationally.

2021/22 Key Headlines and Actions

Head of Pastoral Care and Learning Mentor

The Pastoral Care Team provide highly effective support for pupils and families. Learning Mentor targeted support includes working one to one with children with behavioural, emotional and social needs. Additional support includes nurture groups with interventions to support social skills with sharing, effective communication and building relationships. Meet and greet sessions and small group support are also provided. The Family Links programme is delivered to equip families with skills to reduce barriers to learning. The Head of Pastoral Care has a clear understanding of vulnerable families and their needs and is proactive in providing bespoke care packages and support.

Breakfast Club

Breakfast Club is provided free of charge. A range of educational activities are provided and City Catering are employed to provide free cereal for all pupils. The Breakfast Club ensures that there is a smooth start to the day and that children have a suitable breakfast.

Specialist SEND Support

Specialist SEND support is used to provide intervention groups for pupils not making expected progress, including the most vulnerable groups. Booster groups for Year 1, Year 2 and Year 6 pupils are delivered for target PP pupils that require additional intervention. Specialist support is provided for a range of additional needs including pupils with dyslexia.

Attendance

EWO sessions ensure weekly monitoring of target pupils with home visits. Half termly attendance celebration assemblies take place and there are a range of rewards and certificates awarded throughout the year.

Enrichment of Curriculum

Extra curriculum activities including, Fitzy Fox after-school club with activities to support and encourage a healthy lifestyle and confidence. Educational visits and visitors organised termly for each class. Enrichment activities to enable all pupils to participate in active learning opportunities which add depth to the learning, particularly for the most vulnerable.

School Uniform

School uniform is funded for all new pupils.

PE and Sport Premium Report 2021/22

School Name	Holden Lane Primary School
PE and Sports Premium Coordinator	

Total Funding Allocation	£0
--------------------------	----

Funding Arrangements:

Schools with fewer than 16 Pupils £1,000 per pupil

Schools with 17 Pupils or more £16,000 plus £10 per pupil

N.B. only year 1 to year 6 Pupils qualify for funding (or Pupils aged 5 to 10 if your school does not follow year groups)

Targets for Year 6

Number of year 6 pupils who can swim competently, confidently and proficiently over a distance of at least 25 metres	0
Number of year 6 pupils who can use a range of strokes effectively	0
Number of year 6 pupils who can perform safe self-rescue in different water-based situations	0

Spending, Effect And Future Sustainability Of The Grant

--

