

















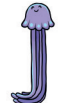




























Grapheme mat
















Phases 2, 3 and 5

 s	 t	 p	 n	 m	 d	 g	 c	 r	 h	 b	 f	 l		
ss	tt	pp	nn	mm	dd	gg	cc	rr		bb	ff	ll		
 c							 k					 ph	 le	
se							 ck							
ce														










 j	 v	 w	 x	 y	 z	 qu	 ch	 sh	 th	 ng	 nk
 g	 ve	 wh			zz		tch	 ti			
 dge					s		 ci				
ge					 se						

Grapheme mat

				
a	e	i	o	u
				
	ea		a	o

						
ar	or	ur	ow	oi	ear	air
						
	aw	er	ou	oy		are
						
	a	ir				
						
	ore					

Phases 2, 3 and 5

						
ai	ee	igh	oa	oo	yoo	oo
						
ay	ea	ie	o	ue	ue	
						
a	e	i	o-e	ew	u	
						
a-e	e-e	i-e	ow		u-e	
						
	ie	y				
						
	y					